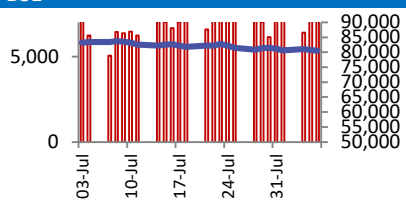
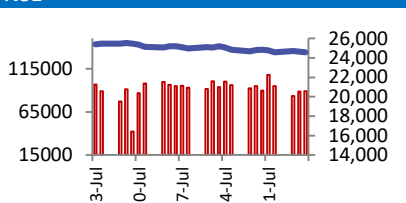


BSE	NSE
	
Open High Low Close Change Volume (Lacs) Turnover (Rs.inCr)	Open High Low Close Change Volume(Lacs) Turnover(Rs.in Cr)
80695 80834 80449 80544 -166 8707 10375	24641 24671 24539 24574 -75 27925 89123

World Markets	Current	Previous	Pt. Chg	Var(%)
Dow	44193	44112	81	0.2%
Dow Futures	44345	44312	33	0.1%
Nasdaq	21169	20917	253	1.2%
FTSE	9164	9143	22	0.2%
Nikkei	41115	40795	320	0.8%
Hang Seng	24907	24911	(4)	0.0%
Gift Nifty	24555	24630	(75)	-0.3%
Straits Singapore	4257	4228	30	0.7%
South Korea	3211	3198	13	0.4%
Taiwan	24039	23447	592	2.5%
Shanghai	3629	3634	(5)	-0.1%

Commodity Prices	Current	Previous	Pt. Chg	Var(%)
Copper (\$/MT)	9676	9639	38	0.4%
Alumin (\$/MT)	2609	2563	47	1.8%
Zinc (\$/MT)	2789	2758	31	1.1%
Brent Crude (\$/bbl)	68	67	1	1.0%
Gold (\$/Ounce)	3381	3369	11	0.3%
Silver (\$/Ounce)	38	38	0	0.5%
Light Crude (\$/bbl)	65	64	1	1.1%
N G (\$/mmbtu)	3	3	0	0.7%
Sugar (\$/MT)	462	464	(2)	-0.3%
Rubber (Rs./kg)	205	204	1	0.2%
Baltic Dry Index	1994	1921	73	3.8%

Currency Exchange Rate	Current	Previous	Var(%)
Rs./ \$ rate	87.74	87.80	-0.08%
Rs./ Euro	101.65	101.34	0.31%
Rs./Chinese Yuan	12.22	12.22	0.02%
Yen / \$ rate	147.53	147.37	0.11%
\$ US/Euro	1.17	1.17	-0.02%

Dollar Index	Current	Previous	Var(%)
Dollar Index	98.25	98.18	0.08%

Support/ Resistance Levels for Today		
	Nifty	Bank Nifty Fut
Support 1	24500	55340
Support 2	24440	55100
Resistance	24640	55800

Securities in Ban For Trade
PNBHOUSING

## Market Review

**US:** US stocks rose on Wednesday as investors reviewed a fresh round of corporate earnings following a recent losing streak on Wall Street and the jump in Apple after a White House official confirmed to that the iPhone maker is going to boost its investment in domestic manufacturing by \$100 billion.

**Asia:** Asia-Pacific markets rose following U.S. President Donald Trump's vow to impose a 100% tariff on imports of semiconductors and chips, but companies that are "building in the United States" will be exempted.

**India:** Indian benchmark indices ended lower on second consecutive session on August 6 amid volatility after RBI delivered on expected line, keeping key interest rates unchanged with 'neutral' stance. **Market is expected to open on a negative note and likely to witness negative move during the day.**

**Global economy:** Russia's national wealth fund saw its liquid assets decline to \$48.3 billion as of August 1, representing 1.8% of projected gross domestic product, the Finance Ministry announced Wednesday. This marks a decrease from the previous month when liquid assets stood at \$52.6 billion, or 1.9% of GDP.

Portugal's unemployment rate decreased to 5.9% in the second quarter of 2025, down from 6.6% in the first quarter, according to data released Wednesday by the National Statistics Institute. The latest figure also shows improvement compared to the 6.1% unemployment rate recorded in the same period last year.

**Commodities:** Oil prices experienced a slight rebound on Thursday, halting a five-day decline, fueled by indications of consistent demand in the U.S. market.

Gold prices saw a slight increase due to a weaker dollar, fueled by growing expectations of a Federal Reserve rate cut in the coming month. Investors are closely watching President Trump's upcoming nominations to the Fed's Board of Governors. Meanwhile, Trump imposed additional tariffs on goods from India, citing the country's import of Russian oil.

**Currency:** The dollar remained rangebound as investors awaited President Trump's Federal Reserve Board nominee. U.S. services sector activity flatlined in July, highlighting the impact of tariffs. Despite this, the dollar's movements were muted, with traders hesitant to take positions before the Fed announcement.

**FII Derivative Transactions (Rs. Cr)**

Contracts	Purchase		Sell		Net	Open Interest (OI)		OI (Previous day)		Change	
	Contract	Value	Contract	Value		Contract	Value	Contract	Value	Contract	Value
Index Future	11681	2203	9998	1861	342	201711	37462	202954	37819	(1243)	(357)
Index Option	5892037	1089922	5839970	1080506	9416	1648108	304903	1425934	264668	222174	40235
Stock Future	254689	17309	276755	18707	(1398)	5390399	364943	5374679	366244	15720	(1301)
Stock Option	257380	18393	258569	18568	(175)	234176	15902	216427	14843	17749	1059
<b>Total</b>	<b>6415787</b>	<b>1127827</b>	<b>6385292</b>	<b>1119642</b>	<b>8185</b>	<b>7474394</b>	<b>723210</b>	<b>7219994</b>	<b>683574</b>	<b>254400</b>	<b>39636</b>

FII All Activity-BBG (Rs Cr)		Buy	Sell	Net
30-Jul-25		12397	12559	(162)
31-Jul-25		15771	21924	(6153)
1-Aug-25		12007	13453	(1445)
4-Aug-25		9879	11847	(1968)
5-Aug-25		16759	15197	1561
<b>Month to date- Aug</b>		<b>38645</b>	<b>40497</b>	<b>(1852)</b>
FII (Prov.) (Rs Cr)		Buy	Sell	Net
31-Jul-25		16820	22409	(5589)
1-Aug-25		9379	12746	(3366)
4-Aug-25		9015	11581	(2567)
5-Aug-25		15251	15274	(22)
6-Aug-25		11242	16241	(4999)
<b>Month to date-Aug</b>		<b>44888</b>	<b>55842</b>	<b>(10954)</b>
DII (Prov.) (Rs. Cr)		Buy	Sell	Net
31-Jul-25		17466	11093	6373
1-Aug-25		14990	11803	3187
4-Aug-25		14068	9682	4386
5-Aug-25		14251	10411	3840
6-Aug-25		16761	9966	6794
<b>Month to date-Aug</b>		<b>60070</b>	<b>41862</b>	<b>18208</b>
FII Debt - BBG (Rs. Cr)		Buy	Sell	Net
30-Jul-25		6699	1390	5309
31-Jul-25		1450	1415	35
1-Aug-25		3631	1868	1763
4-Aug-25		2290	2616	(326)
5-Aug-25		3090	2156	934
<b>Month to date- Aug</b>		<b>9011</b>	<b>6640</b>	<b>2370</b>

Market Breadth	BSE		NSE	
	No.	%	No.	%
Advance	1347	32%	1147	38%
Decline	2705	64%	1802	60%
Unchanged	152	4%	73	2%

Market Turnover	06-Aug	05-Aug	Var (%)
BSE Cash	10375	10464	-1%
NSE Cash	89123	88655	1%
NSE Futures	86469	84943	2%
NSE Options	19923258	10866868	83%
Total (Rs.Cr)	20109226	11050930	82%

Volatility Index	06-Aug	05-Aug
Volatility Index	11.96	11.71

Index PE - TTM	06-Aug	Yr. High	Yr. Low
Sensex	22.6	25.2	20.3
Nifty	21.8	24.4	19.6

**Corporate News**
**Maruti flags sluggish car sales growth; seeks policy support**

Maruti Suzuki India has expressed concern over the stagnating growth in the car market, calling for urgent policy support from the govt to revive the sector. In its annual report for FY25, chairman, RC Bhargava, has pointed out that the PV industry has grown at an average annual rate of only 4.4% over the past six years. The slowdown has become more pronounced recently, with retail sales rising just 3% in FY25, followed by a 1.3% dip in the first quarter of FY26. (FE)

**'The Hindi film industry has bounced back', says Sanjeev Kumar Bijli after 12% growth in footfall**

PVR INOX, India's leading multiplex chain, reported a 12% year-on-year increase in footfalls in Q1 FY26, reaching 34 million patrons. Executive Director Sanjeev Kumar Bijli attributes this growth to a strong pipeline of successful domestic and Hollywood films, as well as strategic initiatives. (FE)

**Shriram Life bets on pension, annuity products**

Shriram Life Insurance is strategically expanding its focus on annuity and pension products, anticipating a significant market opportunity as India's elderly population is projected to more than double by 2050. (ET)

**Economy**
**India will take actions necessary to protect national interests: MEA reacts to Trump's 'unfair' 25% additional tariff**

The Ministry of External Affairs reacted to Donald Trump's tariff on India. The tariff is due to India's oil imports from Russia. MEA stated that India's imports are based on market factors. The goal is to ensure energy security for 1.4 bn Indians. MEA considers the US action unfair and unjustified. (ET)

**India-US spat over trade and oil threatens wider fallout**

Trump's trade actions against India, stemming from trade imbalances and Russian oil purchases, threaten to undermine decades of diplomatic progress. These measures, including tariffs and criticism, have strained relations, pushing India to reassess its partnerships. India faces pressure to balance its relationship with the U.S. while exploring ties with Russia and China, navigating a complex geopolitical landscape. (ET)

**International**
**Singapore bank DBS keeps 2025 outlook, UOB trims expectations after mixed Q2 results**

Singaporean banks posted mixed Q2 earnings with DBS Group maintaining its 2025 outlook and United Overseas Bank resuming guidance but trimming expectations amid macroeconomic uncertainty. DBS, Southeast Asia's largest bank by assets, reported a 1% rise in April-June net profit to S\$2.82 bn, beating a S\$2.77 bn average of three analyst estimates compiled by LSEG. (ET)

Top 5 Nifty Gainers	06-Aug	05-Aug	Var(%)
ASIANPAINT	2491	2437	2.2%
HDFCLIFE	753	739	1.9%
BEL	390	387	0.8%
TRENT	5357	5318	0.7%
ADANIPTS	1367	1358	0.7%
Top 5 Nifty Losers	06-Aug	05-Aug	Var(%)
WIPRO	240	246	-2.4%
SUNPHARMA	1595	1632	-2.3%
INDUSINDBK	803	819	-1.9%
JIOFIN	327	333	-1.9%
TECHM	1459	1485	-1.8%

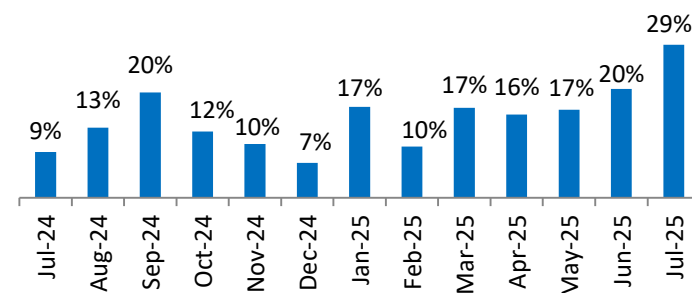
BSE Index Watch	Last	1 day	1 wk	1 mth	1 yr
SENSEX	80544	-0.2%	-1.2%	-3.5%	1.4%
MIDCAP	45142	-1.0%	-2.1%	-3.4%	-3.6%
SMLCAP	52228	-1.1%	-3.1%	-4.4%	-2.0%
AUTO	53082	-0.5%	0.0%	-0.9%	-6.2%
BANKEX	61684	0.1%	-0.9%	-3.0%	8.2%
Capital Goods	68131	-0.8%	-0.8%	-5.4%	-5.6%
FMCG	20360	-0.8%	0.1%	-0.6%	-9.7%
Health Care	43412	-1.7%	-5.3%	-3.3%	6.3%
IT	33907	-1.6%	-3.2%	-10.9%	-15.1%
METAL	30974	-0.4%	-0.9%	-2.2%	-1.4%
Oil & Gas	26102	-0.2%	-4.0%	-8.2%	-18.4%
Power	6654	-0.6%	-1.3%	-3.1%	-19.4%
Realty	6941	-1.5%	-2.5%	-8.0%	-12.8%

Margin Trading Disclosure (Rs. In Cr)	Last	1 day	1 wk	1 mth	3 mth
Op. Scripwise Outstanding	91417	-0.7%	-0.3%	5.4%	32.0%
Fresh Exposure	5417	4.4%	3.4%	-5.4%	21.4%
Exposure liquidated	5068	-11.8%	-8.4%	-5.6%	1.4%
Closing Net scripwise outstanding	91766	0.3%	0.4%	5.4%	33.6%

NSE USD Futures	06-Aug	05-Aug	Var (%)
July Expiry (Rs./\$)	86.49	86.49	0.0%
Aug Expiry (Rs./\$)	85.97	85.97	0.0%
Total Turnover (Rs. Crore)	1238	1199	3%

Sectors	TTM PE
Auto	30.78
Auto Ancillary	42.42
Banking	14.23
Engineering	46.35
Cement	69.12
Diamonds & Jewellery	43.16
Housing Finance	23.57
Infrastructure & Const	25.98
Metals-Aluminium	28.25
Metal – Steel	17.47
Oil Expl.	6.99
Pharma	9.92
Power – Gen. Supp.	39.27
Information Tech.	28.66
Sugar	17.35
Telecom Serv. Prov.	38.75
Tyres	33.26

### TVS Motors Monthly Volume Growth (YoY) (Source: Company data)



10 year G-Sec Yield	Current	Previous	Change
US	4.25%	4.23%	2 bps
Japan	1.49%	1.50%	(1) bps
India	6.42%	6.33%	8 bps
UK	4.53%	4.52%	1 bps
Libor 3 Mths	4.85%	4.85%	(0) bps

Indian Eco Data	Current	Previous	Var(%)
Forex Reserve (US\$ in bn)	602	698	-13.8%
Inflation - WPI	-0.13%	0.39%	(52) bps
Inflation - CPI	2.10%	2.82%	(72) bps

India GDP	Q3FY25	Q2FY25	Var(%)
Growth	7.38%	6.40%	98 bps

Monetary Policy	Current	Previous	Change
Repo Rate	5.50%	5.50%	0 bps
Reverse Repo Rate	3.35%	3.35%	0 bps
CRR	3.00%	4.00%	(100) bps
O/S Banking System Liquidity (Rs bn)	3756	3687	69.1

IIP Growth %	Jun-25	Jun-24	Apr-Feb
IIP	1.5	4.9	3.3
Capital Goods	3.5	3.6	7.9
Mining	3.9	3.5	3.8
Manufacturing	-2.6	8.6	2.1
Electricity	-8.7	10.3	0.4

### ADR Price Movement

Company	Price (US\$)	Volume	Previous Day Price	Volume	Variance (%)	No. of Share Per ADR	ADR Price (Rs.)	BSE Price	Variance (%)
Infosys Tech	16.07	16992590	16.20	22539895	-0.80%	1	1409.90	1436.70	-1.9%
Wipro	2.64	9068759	2.68	9808718	-1.49%	1	231.62	239.96	-3.5%
Dr.Reddy's	13.33	1435028	13.67	1117767	-2.49%	1	1169.51	1196.70	-2.3%
ICICI Bank	32.97	3397839	32.83	3621930	0.43%	2	1446.31	1443.60	0.2%
HDFC Bank	75.88	1097053	75.73	1021415	0.20%	3	2219.11	1985.30	11.8%

### GDR's (US\$)

	Prices	Prev. Close	Change	Var %
L&T	41.15	41.30	(0.1)	-0.4%
RIL	62.80	62.90	(0.1)	-0.2%
SBI	91.90	91.30	0.6	0.7%

US Economy Data	Current	Previous
Inflation (%) (YoY)	2.70%	2.40%
Unemployment (%)	4.20%	4.10%

Interest Rate (%)	Current	Previous
Fed Rate	4.50%	4.50%

US GDP	Q2CY25	Q1CY25
Growth (QoQ Annualized)	3.00%	-0.50%

China Economy Data	Current	Previous
GDP	5.20%	5.40%
Inflation – CPI (%)	0.10%	-0.10%

### Economic Calendar

	Date
Indian GDP Data	29 Aug
Indian Inflation Data CPI	12 Aug
Indian Inflation Data WPI	14 Aug
Indian Monetary Policy	01 Oct
India's Industrial Production (IIP)	28 Aug
US Inflation Data	12 Aug
US GDP	28 Aug
US Unemployment Data	05 Sep
US Fed Rate	17 Sep
China GDP	20 Oct
China Inflation Data	09 Aug



## Event Update

Name	Date	Purpose
Avanti Feeds Ltd.	07/08/25	Rs.9.00 per share(900%)Final Dividend
Bayer CropScience Ltd.	07/08/25	Rs.35.00 per share(350%)Final Dividend
CCL Products (India) Ltd.	07/08/25	Rs.5.00 per share(250%)Final Dividend
Central Depository Services (India) Ltd.	07/08/25	Dividend
Chembond Chemicals Ltd.	07/08/25	Rs.1.25 per share(25%)Final Dividend
Dhunseri Investments Ltd.	07/08/25	Rs.3.00 per share(30%)Final Dividend
Disa India Ltd.	07/08/25	Rs.100.00 per share(1000%)Final Dividend
Esab India Ltd.	07/08/25	Rs.42.00 per share(420%)Final Dividend
La Opala RG Ltd.	07/08/25	Rs.7.50 per share(375%)Final Dividend
Linde India Ltd.	07/08/25	Rs.12.00 per share(120%)Final Dividend
Lumax Auto Technologies Ltd.	07/08/25	Rs.5.50 per share(275%)Final Dividend
Lumax Industries Ltd.	07/08/25	Rs.35.00 per share(350%)Final Dividend
Mysore Petro Chemicals Ltd.	07/08/25	Rs.2.00 per share(20%)Final Dividend
Naga Dhunseri Group Ltd.	07/08/25	Dividend
Nava Ltd.	07/08/25	Rs.6.00 per share(600%)Final Dividend
PI Industries Ltd.	07/08/25	Rs.10.00 per share(1000%)Final Dividend
Sharda Cropchem Ltd.	07/08/25	Rs.6.00 per share(60%)Final Dividend
Symphony Ltd.	07/08/25	First Interim Dividend
Aaron Industries Ltd.	08/08/25	Dividend
Alkem Laboratories Ltd.	08/08/25	Rs.8.00 per share(400%)Final Dividend
Ceat Ltd.	08/08/25	Rs.30.00 per share(300%)Final Dividend
Computer Age Management Services Ltd.	08/08/25	Rs.11.00 per share(110%)Interim Dividend
Flair Writing Industries Ltd.	08/08/25	Rs.1.00 per share(20%)Final Dividend
Gujarat Containers Ltd.	08/08/25	Rs.1.50 per share(15%)Final Dividend
Gujarat Hotels Ltd.	08/08/25	Rs.3.00 per share(30%)Final Dividend
Hindalco Industries Ltd.	08/08/25	Rs.5.00 per share(500%)Final Dividend
Indian Oil Corporation Ltd.	08/08/25	Rs.3.00 per share(30%)Final Dividend
Kronox Lab Sciences Ltd.	08/08/25	Rs.0.50 per share(5%)Final Dividend
Matrimony.Com Ltd.	08/08/25	Rs.5.00 per share(100%)Final Dividend
Multi Commodity Exchange Of India Ltd.	08/08/25	Rs.30.00 per share(300%)Dividend
Nestle India Ltd.	08/08/25	Bonus issue
Oriental Aromatics Ltd.	08/08/25	Rs.0.50 per share(10%)Final Dividend
Paras Defence And Space Technologies Ltd.	08/08/25	Rs.0.50 per share(5%)Final Dividend
Premco Global Ltd.	08/08/25	Rs.4.00 per share(40%)First Interim Dividend
Qess Corp Ltd.	08/08/25	Rs.6.00 per share(60%)Final Dividend
Shilchar Technologies Ltd.	08/08/25	Rs.12.50 per share(125%)Final Dividend
Shradha AI Technologies Ltd.	08/08/25	Rs.0.60 per share(30%)Final Dividend
Sonata Software Ltd.	08/08/25	Rs.1.25 per share(125%)Interim Dividend
Steelcast Ltd.	08/08/25	First Interim Dividend
Varroc Engineering Ltd.	08/08/25	Rs.1.00 per share(100%)Final Dividend
Vishnu Chemicals Ltd.	08/08/25	Rs.0.30 per share(15%)Final Dividend
Voith Paper Fabrics India Ltd.	08/08/25	Rs.10.00 per share(100%)Final Dividend
Wonderla Holidays Ltd.	08/08/25	Rs.2.00 per share(20%)Final Dividend
ZF Commercial Vehicle Control Systems India Ltd.	08/08/25	Rs.19.00 per share(380%)Final Dividend

## Bulk Deal As On 06/08/25

BSE					
Security Code	Security Name	Client Name	Deal	Quantity	Price
539254	ADANIENSOL	ENVESTCOM HOLDING RSC LTD	S	10983999	790
543443	ASCENSIVE	SAJJAN KUMAR PATWARI	B	280000	18.11
544468	BDI	ARNAV FINANCIAL SERVICES PRIVATE LIMITED	B	349200	108.49
544468	BDI	CRAFT EMERGING MARKET FUND PCC- ELITE CAPITAL FUND	S	72000	108.3
544468	BDI	INNOVATIVE VISION FUND	S	363600	108.9
544468	BDI	LONGTHRIVE CAPITAL VCC - GAMMA VIEW FUNDS	S	174000	108.9
544468	BDI	SANJAY NARENDRA BANSAL	B	544800	108.83
540545	BGJL	REKHA KHATRI	S	125000	20.53
543653	BIKAJI	ADITYA BIRLA SUN LIFE MUTUAL FUND	B	137000	732
543653	BIKAJI	ALPHAMINE ABSOLUTE RETURN FUND	B	137000	732
543653	BIKAJI	DEEPAK AGARWAL	S	137000	732
543653	BIKAJI	DEEPAK AGARWAL	S	137000	732
543653	BIKAJI	DEEPAK AGARWAL	S	302000	732
543653	BIKAJI	DEEPAK AGARWAL	S	674000	732
543653	BIKAJI	HDFC LIFE INSURANCE COMPANY LIMITED	B	302000	732
543653	BIKAJI	HDFC LIFE INSURANCE COMPANY LIMITED	B	508000	732
543653	BIKAJI	ICICI PRUDENTIAL LIFE INSURANCE COMPANY LIMITED	B	674000	732
543653	BIKAJI	SHIV RATAN AGARWAL	S	508000	732
543653	BIKAJI	SHIV RATAN AGARWAL	S	742000	732
543653	BIKAJI	TATA MUTUAL FUND	B	742000	732
543209	BILLWIN	ALPA WEALTH CREATOR	S	21000	28.01
539175	BLUEGOD	ANEES ALNASIR GILANI	B	400000	25.32
539175	BLUEGOD	KAUSHAL HITESHBAI PARIKH	S	400000	25.32
539175	BLUEGOD	SHAILESH DHAMELIYA	S	400000	25.32
539175	BLUEGOD	SHAILESH DHAMELIYA	B	399896	25.32
539175	BLUEGOD	ZEENAT AL NASIR GILANI	B	400000	25.32
544440	CRYOGENIC	MANSI SHARE AND STOCK BROKING PRIVATE LIMITED	S	72000	106.71
526473	ELEFLOR	BHAVISHYA ECOMMERCE PRIVATE LIMITED	S	276303	10.55
526473	ELEFLOR	BHAVISHYA ECOMMERCE PRIVATE LIMITED	B	63259	10.54
526473	ELEFLOR	PRABHU LAL MEENA	S	134528	10.55
526473	ELEFLOR	PRABHU LAL MEENA	B	4617	10.54
526473	ELEFLOR	RAMESH LAL	B	319256	10.54
540190	FRANKLININD	PRAS INVESTMENT PRIVATE LIMITED	S	8807455	1
540190	FRANKLININD	PRAS INVESTMENT PRIVATE LIMITED	B	28960269	1
506186	GCKL	ABACUS REALTY LOGISTICS PRIVATE LIMITED	S	293025	17.51
543420	JETFREIGHT	RIMPY MITTAL	S	352128	14.12
543420	JETFREIGHT	RIMPY MITTAL	B	224128	14.38
537707	LADDU	VATSAL PRAGNESH DOSHI	B	933997	4
544469	LOTUSDEV	IRAGE BROKING SERVICES LLP	S	1718332	189.94
544469	LOTUSDEV	IRAGE BROKING SERVICES LLP	B	2752104	185.36
544470	MBEL	IRAGE BROKING SERVICES LLP	S	450111	404.91
544470	MBEL	IRAGE BROKING SERVICES LLP	B	317724	401.71
544472	MEHUL	LRSD SECURITIES PRIVATE LIMITED	S	70400	85.46
544472	MEHUL	NISPRUHAYA FASHION LLP	B	54400	85
544472	MEHUL	RAJASTHAN GLOBAL SECURITIES PRIVATE LIMITED	S	70400	85.52
544472	MEHUL	SELVAMURTHY AKILANDESWARI	B	150400	86.78
544472	MEHUL	SHILPA SOMANI	B	99200	85
513721	MFSINTRCRP	PREET DILIPBHAI PATEL	B	24973	14.64
526251	MIDEASTP	JYOTI K SHAH	S	100000	24.79
526251	MIDEASTP	SIMRAN MEHBUB MOMIN	B	61500	24.79

517431	NARMP	L7 HITECH PRIVATE LIMITED	B	20000	210
543207	NATURAL	ARPIT	S	156000	10
543207	NATURAL	CHOKSHI DIMPLE	B	362036	9.9
539287	ORTINGLOBE	SURESH GADALEY	B	78131	18.58
544460	PATELCHEM	VENUS INVESTMENTS VCC - VENUS STELLAR FUND	B	144000	104.76
544391	RETAGGIO	ANAS JAVID DALAL	S	78000	24.35
544391	RETAGGIO	YUSUF GALANI	S	84000	24.34
539519	SATTVASUKU	KESAR TRACOM INDIA LLP	S	5700000	0.79
539519	SATTVASUKU	RANDEEP SINGH	B	10000000	0.79
539519	SATTVASUKU	VIKAS RAMESH MEHTA	S	7500000	0.79
531797	SCANPRO	NIRMAL GUPTA	S	19465	71.67
540259	SHANGAR	PRAS INVESTMENT PRIVATE LIMITED	S	4200000	0.49
540259	SHANGAR	SAJM GLOBAL IMPEX PRIVATE LIMITED	S	14856394	0.49
543924	SONALIS	129 WEALTH FUND	S	30000	70.09
543924	SONALIS	RAJESH KUMAR SINGH	B	32000	70.12
544471	TAKYON	FINAVENUE GROWTH FUND	B	250000	55.85
544471	TAKYON	MANSI SHARE AND STOCK BROKING PRIVATE LIMITED	B	142000	53.06
544471	TAKYON	NAV CAPITAL VCC - NAV CAPITAL EMERGING STAR FUND	B	150000	55.36
544471	TAKYON	SANJAY POPATLAL JAIN	B	180000	55.85
544471	TAKYON	VISIONARY VALUE FUND	B	80000	55.85
500421	TPINDIA	BHARAT CHIMANLAL PAREKH	S	555989	15.6
500421	TPINDIA	TRILION INVESTMENT & TRADING CO PVT LTD	S	294011	15.6
538610	UNISON	AMIT GUPTA	S	200000	25
538610	UNISON	PREKSHA JIMESH GANDHI	B	220000	24.84
506122	VOLKAI	BONANZA PORTFOLIO LIMITED	S	5916	145
506122	VOLKAI	SHAILESH DHAMELIYA	S	8800	145
524661	WELCURE	MANISH RAJPUT	S	630000	10.61
524661	WELCURE	MITESH MAKVANA	S	1318073	10.42

NSE					
Security Code	Security Name	Client Name	Deal	Quantity	Price
ADANIENSOL	Adani Energy Solution Ltd	ENVESTCOM HOLDING RSC LTD	SELL	11000000	790
GATECH	GACM Technologies Limited	VENKATA TIRUPATI RAO JONNA	SELL	8000000	0.53
GATECHDVR	GACM Technologies Limited	VENKATA TIRUPATI RAO JONNA	SELL	4277881	0.44
GVPTech	GVP Infotech Limited	LINKSTAR TRUST	SELL	2450000	9.52
HOACFOODS	Hoac Foods India Limited	MONEYWISE FINANCIAL SERVICES PRIVATE LTD	SELL	34500	204.85
KAYTEX	Kaytex Fabrics Limited	MANSI SHARE AND STOCK BROKING PRIVATE LIMITED	SELL	92000	147.5
LAXMIINDIA	Laxmi India Finance Ltd	BOFA SECURITIES EUROPE SA	SELL	264538	125.01
MVKAGRO	M.V.K. Agro Food Prod Ltd	NEO APEX SHARE BROKING SERVICES LLP	SELL	78000	249.95
MVKAGRO	M.V.K. Agro Food Prod Ltd	NIKESH AGRO FARMS AND INFRASTRUCTURE PRIVATE LIMITED	BUY	99600	253.8
MVKAGRO	M.V.K. Agro Food Prod Ltd	TUSHAR BHERULAL TEPAN	BUY	84000	250.04
MVKAGRO	M.V.K. Agro Food Prod Ltd	WALLFORT PMS & ADVISORY SERVICES LLP	SELL	120000	250.05
MASTER	Master Components Limited	BHALERAO PRAVIN SHRIPAD	BUY	145000	350
MASTER	Master Components Limited	MUDDURAJ CHANDRASHEKHAR KULKARNI HUF	SELL	75000	350
MASTER	Master Components Limited	SHRIKANT HANMANT JOSHI HUF	SELL	75000	350
JAIPURKURT	Nandani Creation Limited	L7 HITECH PRIVATE LIMITED	BUY	100000	41.5
NARMADA	Narmada Agrobase Limited	SILLENIUUM INFRA PROJECT PRIVATE LIMITED	BUY	205000	22.16
ORTINGLOBE	ORTIN GLOBAL LIMITED	SURESH GADALAY	BUY	135965	18.01
POLYSIL	Poly sil Irrigation Syst L	NEO APEX VENTURE LLP	SELL	266000	123.53
POLYSIL	Poly sil Irrigation Syst L	SHAH NIPABEN BHADRESHBHA	BUY	116000	123.55
SPAND-RE	Spandana Sphoorty Fin	ACM GLOBAL FUND VCC	BUY	138016	9.95
SPAND-RE	Spandana Sphoorty Fin	VALIANT MAURITIUS PARTNERS FDI LTD	SELL	436070	10.63
SPAND-RE	Spandana Sphoorty Fin	VALIANT MAURITIUS PARTNERS LIMITED	BUY	436070	10.63
TIINDIA	Tube Invest of India Ltd	MOTILAL OSWAL MUTUAL FUND	BUY	1070000	2919.02
VAISHALI	Vaishali Pharma Limited	SHALIN MAHESHBHAI SHAH	SELL	642206	12.94

#### Disclosure:

Research Reports that are published by Nirmal Bang Securities Private Limited (hereinafter referred to as "NBSPL") are for private circulation only. NBSPL is a registered Research Analyst under SEBI (Research Analyst) Regulations, 2014 having Registration no. INH000001766. NBSPL is also a registered Stock Broker with National Stock Exchange of India Limited, BSE Limited, Metropolitan Stock Exchange of India Limited, Multi Commodity Exchange of India Limited and , National Commodity and Derivative Exchange Limited in Capital Market , Equity and Commodities derivatives segments and Currency Derivatives Segment .

NBSPL has other business divisions with independent research teams separated by Chinese walls, and therefore may, at times, have different or contrary views on stocks and markets.

NBSPL or its associates have not been debarred / suspended by SEBI or any other regulatory authority for accessing / dealing in securities Market since last 20 years. NBSPL, its associates or analyst or his relatives do not hold any financial interest (Except Investment) in the subject company. NBSPL or its associates or Analyst do not have any conflict or material conflict of interest at the time of publication of the research report with the subject company. NBSPL or its associates or Analyst or his relatives may or may not hold beneficial ownership of 1% or more in the subject company at the end of the month immediately preceding the date of publication of this research report.

NBSPL or its associates / analyst has not received any compensation / managed or co-managed public offering of securities of the company covered by Analyst during the past twelve months. NBSPL or its associates have not received any compensation or other benefits from the company covered by Analyst or third party in connection with the research report. Analyst has not served as an officer, director or employee of Subject Company. NBSPL / analyst has not been engaged in market making activity of the subject company.

**Analyst Certification:** The research analysts and authors of these reports, hereby certify that the views expressed in this research report accurately reflects my/our personal views about the subject securities, issuers, products, sectors or industries. It is also certified that no part of the compensation of the analyst(s) was, is, or will be directly or indirectly related to the inclusion of specific recommendations or views in this research. The analyst(s) principally responsible for the preparation of this research report and has taken reasonable care to achieve and maintain independence and objectivity in making any recommendations.



**Disclaimer:**

The Research Report is for the personal information of the authorized recipient and does not construe to be any investment, legal or taxation advice. NBSPL is not soliciting any action based upon it. Nothing in the research report shall be construed as a solicitation to buy or sell any security or product, or to engage in or refrain from engaging in any such transaction. In preparing the research report, we did not take into account the investment objectives, financial situation and particular needs of the reader.

The research report has been prepared for the general use of the clients of NBSPL and must not be copied, either in whole or in part, or distributed or redistributed to any other person in any form. If you are not the intended recipient you must not use or disclose the information in the research report in any way. Though disseminated to all the customers simultaneously, not all customers may receive the research report at the same time. NBSPL will not treat recipients as customers by virtue of their receiving the research report. The research report is not directed or intended for distribution to or use by any person or entity resident in a state, country or any jurisdiction, where such distribution, publication, availability or use would be contrary to law, regulation or which would subject NBSPL & its group companies to registration or licensing requirements within such jurisdictions.

The report is based on the information obtained from sources believed to be reliable, but we do not make any representation or warranty that it is accurate, complete or up-to-date and it should not be relied upon as such. We accept no obligation to correct or update the information or opinions in it. NBSPL or any of its affiliates or employees shall not be in any way responsible for any loss or damage that may arise to any person from any inadvertent error in the information contained in the research report. NBSPL or any of its affiliates or employees do not provide, at any time, any express or implied warranty of any kind, regarding any matter pertaining to this report, including without limitation the implied warranties of merchantability, fitness for a particular purpose, and non-infringement. The recipients of the research report should rely on their own investigations.

This information is subject to change without any prior notice. NBSPL reserves its absolute discretion and right to make or refrain from making modifications and alterations to this statement from time to time. Nevertheless, NBSPL is committed to providing independent and transparent recommendations to its clients, and would be happy to provide information in response to specific client queries.

Before making an investment decision on the basis of research report, the reader needs to consider, with or without the assistance of an adviser, whether the advice is appropriate in light of their particular investment needs, objectives and financial circumstances. There are risks involved in securities trading. The price of securities can and does fluctuate, and an individual security may even become valueless. International investors are reminded of the additional risks inherent in international investments, such as currency fluctuations and international stock market or economic conditions, which may adversely affect the value of the investment. Opinions expressed are subject to change without any notice. Neither the company nor the director or the employees of NBSPL accept any liability whatsoever for any direct, indirect, consequential or other loss arising from any use of the research report and/or further communication in relation to the research report. Here it may be noted that neither NBSPL, nor its directors, employees, agents or representatives shall be liable for any damages whether direct or indirect, incidental, special or consequential including lost revenue or lost profit that may arise from or in connection with the use of the information contained in the research report.

Copyright of this document vests exclusively with NBSPL.

Our reports are also available on our website

Registration granted by SEBI and certification from NISM in no way guarantee performance of NBSPL or provide any assurance of returns to investors.

**Nirmal Bang Research (Division of Nirmal Bang Securities Pvt. Ltd.)**

B-2, 301/302, Marathon Innova,  
Opp. Peninsula Corporate Park  
Off. Ganpatrao Kadam Marg  
Lower Parel(W), Mumbai-400013  
Board No. : 91 22 6723 8000/8001  
Fax. : 022 6723 8010